


# The Advonet Group

Providing Independent Advocacy



## 2026 Local Elections: Easy Read Guide


On **Thursday 7th May**, there will be elections where you can vote for local councillors in Leeds.

Local councils run services like social care, bin collections, housing and schools.

In this Easy Read guide, we have info on how you can vote, to have your say on what the Council does.



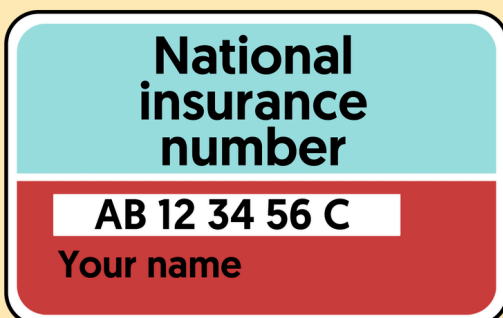
# Register to Vote



To make sure you can actually vote, you will need to register first.



You can register online at [gov.uk/register-to-vote](https://www.gov.uk/register-to-vote) by **Monday 20th April**. You can also register to vote by post.




To register, you will need to know your National Insurance Number.




Once you have that, you are ready to fill in the form. It should take no more than five minutes to do.



To be eligible to vote, you must live in the UK and be at least 18 years old.



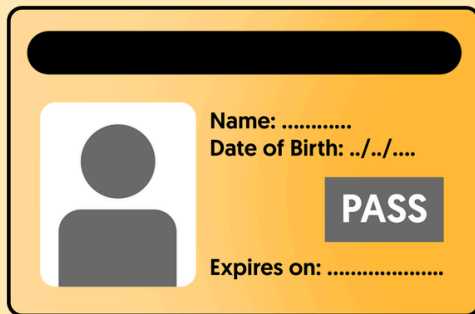
Once you have registered, a polling card should be sent to you in the post.



If you have already registered, you should have received a polling card by now.




# Voter ID



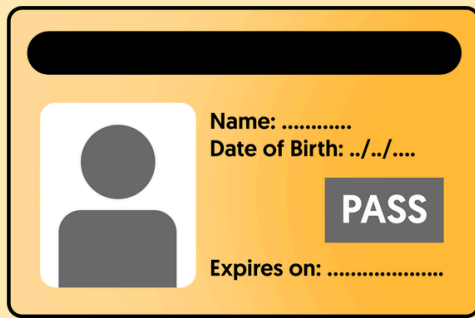
When you go to vote, you will need some form of Photo ID.



Accepted forms of ID include your **passport**, **driving licence**, **Disabled Person's Bus Pass** or **Blue Badge**.




If you don't have any of those, you can apply for a free **Voter Authority Certificate**.



This is a document that says who you are you and that you are eligible to vote.



For that, you will need a digital photo of yourself and your National Insurance Number.



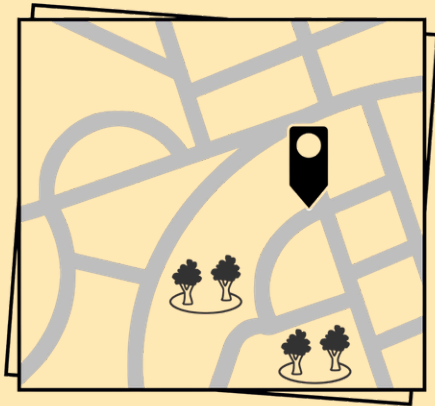
You need to apply by **Tuesday 28th April** online in time for the election.



You can apply for one online at [gov.uk/  
apply-for-photo-id-  
voter-authority-  
certificate](https://www.gov.uk/apply-for-photo-id-voter-authority-certificate)



# Going to Vote



When going to vote, you need to go to the Polling Station nearest to where you live.



It should say where it is on your Polling Card. The Polling Station is open from **7am-10pm**.




To vote, you will need to bring your Voter ID with you e.g. your passport or Voter Authority Certificate.



When going to vote, you will see a desk with people there to sign you in.



You need to give them your name and show your Voter ID. Then, once they sign you in, you can vote!



They will point you towards the polling booth. There, you can vote for the candidate you want in secret.



To vote for them, you need to put an 'X' in the box next to their name.




# Finding Your Local Candidates



You can see who is standing in your local area – Electoral Ward – before the day of the election.



They will be online, on the Leeds City Council website.



You can find it at [leeds.gov.uk/elections/leeds-city-council-elections](https://leeds.gov.uk/elections/leeds-city-council-elections)